



Idaho Radon Program Update

Presented by: Carolee Cooper

Date: 2025

Indoor Environments™ 2025 - Radon and Vapor Intrusion Symposium



IDAHO DEPARTMENT OF
HEALTH & WELFARE



- Radon Library Lending Program (RLLP)
- Radon Survey Project
- Updated Interactive Radon Data Map
- Northwest Radon Coalition and Poster Contest



Launched May 1, 2025, at 3 libraries:

- Coeur d'Alene (N. Idaho)
 - Plummer (N. Idaho)
 - Garden City (SW. Idaho)
- Goal is to expand the Radon Library Lending Program into other areas of the state
 - Allowing more Idahoans to check out radon test kits
 - Locations selected based on radon levels and socioeconomic data

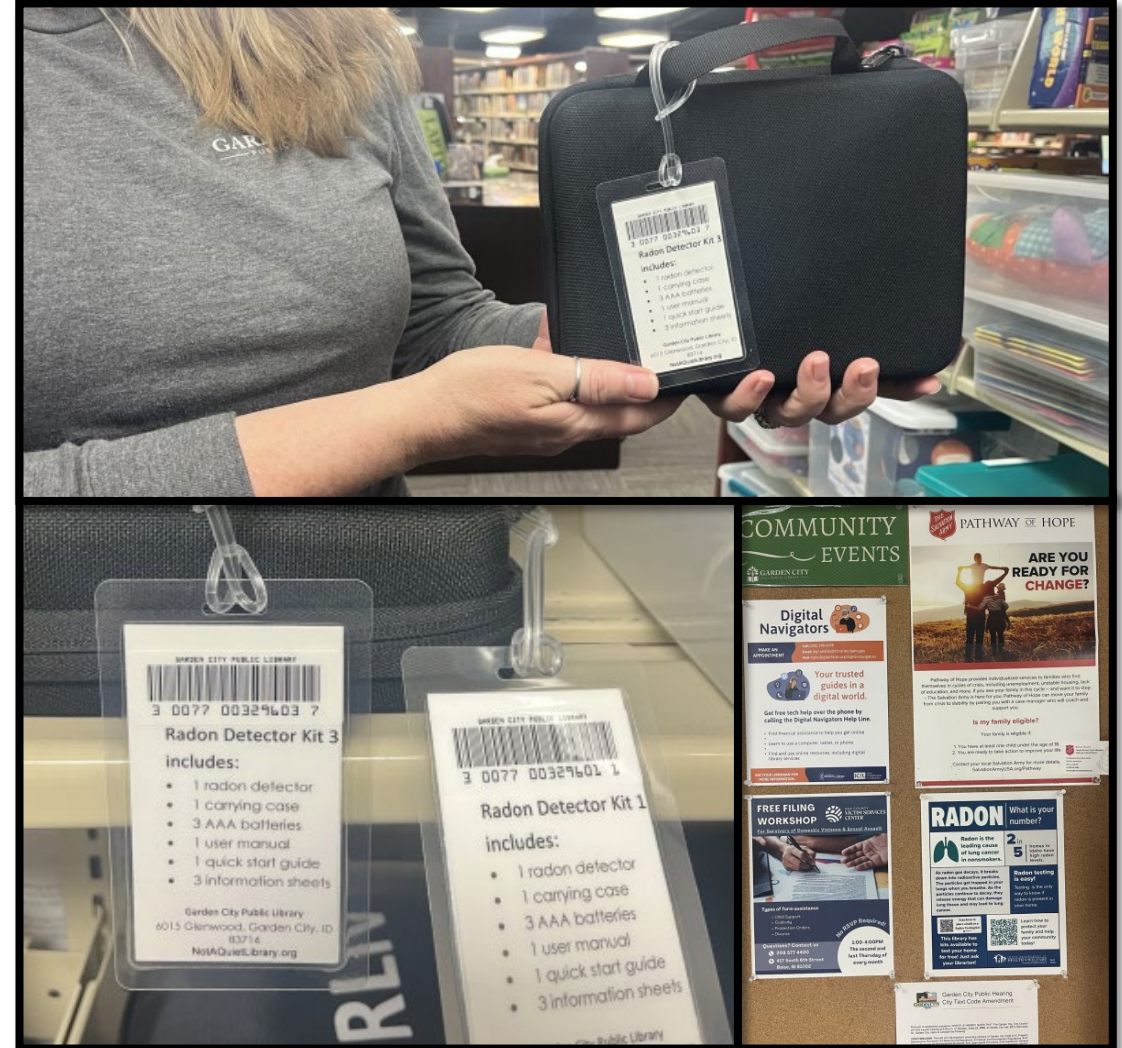


Radon Library Lending Program (RLLP)

4



- Developed survey to assess RLLP effectiveness
 - 5/30/25 - first survey sent
 - Follow-ups every 90 days for the first year, then annually
- Developed separate patron survey
 - Included in the kit
 - Gather feedback
 - Provide educational support





- 7,500 free kits distributed 2021-2024
 - Survey sent to those individuals
- 364 returned the survey (4.9% response rate)





- 25% of homes tested are at or above 4.0 pCi/L
- 80% of respondents were concerned with health risks
 - 30% very concerned

What was the result of your most recent radon test?

		Response percent	Response total
Below 2 pCi/L		28.57%	104
Between 2 - 3.9 pCi/L		20.6%	75
At or above 4.0 pCi/L (EPA action level)		25.28%	92
I don't know		25.55%	93

Statistics based on 364 respondents;

How concerned are you about the long-term health effects of radon levels in your home?

		Response percent	Response total
Not concerned		19.78%	72
Slightly concerned		26.92%	98
Moderately concerned		22.53%	82
Very concerned		30.77%	112

Statistics based on 364 respondents;



- 53% tested due to awareness in health risks
- 24% tested after receiving information directly from Idaho Department of Health and Welfare (DHW)

What was the reason you tested your home for radon? (Select all that apply)

		Response percent	Response total
Routine home safety check		38.74%	141
Real estate transaction		3.3%	12
Recommendation from a professional or friend		12.64%	46
Awareness of health risks		53.02%	193
Received a free test kit at an event		5.22%	19
Received information through Idaho Department of Health and Welfare		24.73%	90
Other		14.01%	51

Statistics based on 364 respondents;



- 23% retested to confirm results
 - DHW recommends retesting using a long-term kits if at or above 4 pCi/L
- 18% contacted a mitigation professional

What did you do after receiving your radon test results the first time? (Select all that apply.)

		Response percent	Response total
Retested to confirm initial results		22.8%	83
Began researching mitigation options		22.8%	83
Contacted a radon professional for consultation		18.13%	66
Installed a radon mitigation system		17.86%	65
Talked to a healthcare professional		1.1%	4
Had my lungs x-rayed		0.82%	3
Took no action		42.58%	155
Other		25.28%	92

Statistics based on 364 respondents;



- 33% have or plan to take action to reduce radon levels
 - 83 homes installed a mitigation system
 - 42 made DIY improvements
- 40% do not plan to take action

Have you taken any action to reduce radon levels in your home?

		Response percent	Response total
Yes, installed a mitigation system		22.8%	83
Yes, made DIY changes (e.g., sealing cracks, improving ventilation)		11.54%	42
No, but planning to take action		25%	91
No, and do not plan to take action		40.66%	148

Statistics based on 364 respondents.

If you did not take any action after testing, what was the reason? (Select all that apply)

		Response percent	Response total
Test result was not a concerning level		45.61%	109
Mitigation was too expensive		13.39%	32
I was uncertain about the health risks		5.02%	12
I wasn't sure about what I should do next		13.39%	32
I did not think that the levels were dangerous		12.13%	29
Other		33.05%	79

Statistics based on 239 respondents.



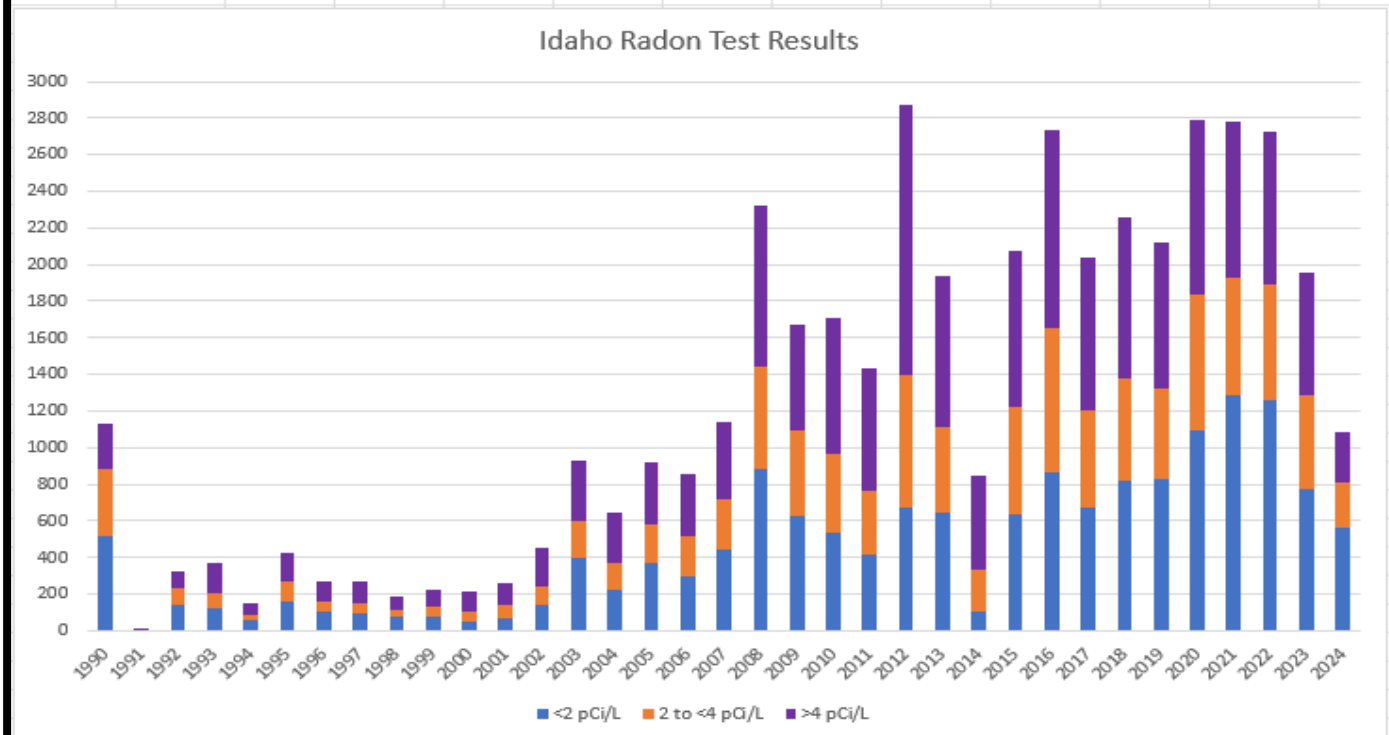
Data feeds into the
interactive map,
combining 34 years of
radon data

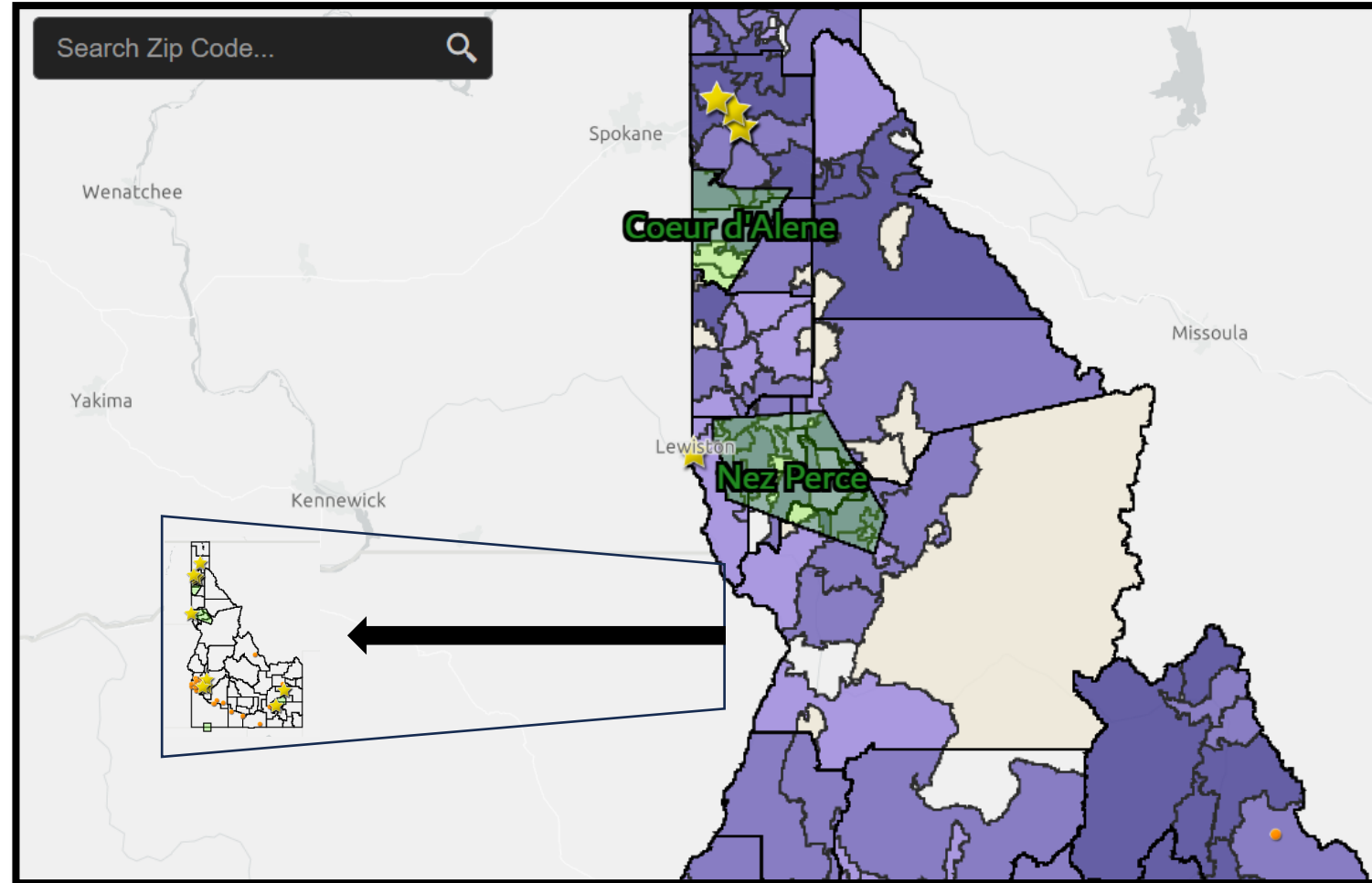
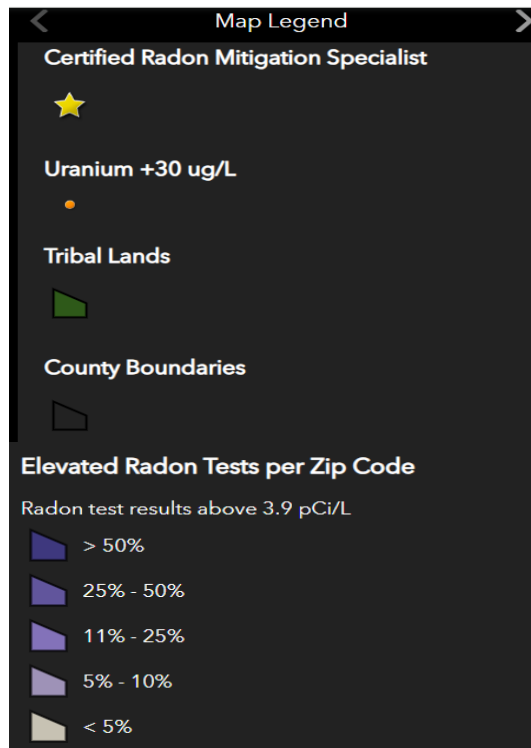
2 out of 5 homes have above a 3.9 pCi/L radon level

41 % of homes tested in Idaho have a radon level above 3.9 pCi/L

Idaho average radon level of those homes tested 6.8 pCi/L

44,460 Idaho homes have been tested out of 733,244 = 6.06%





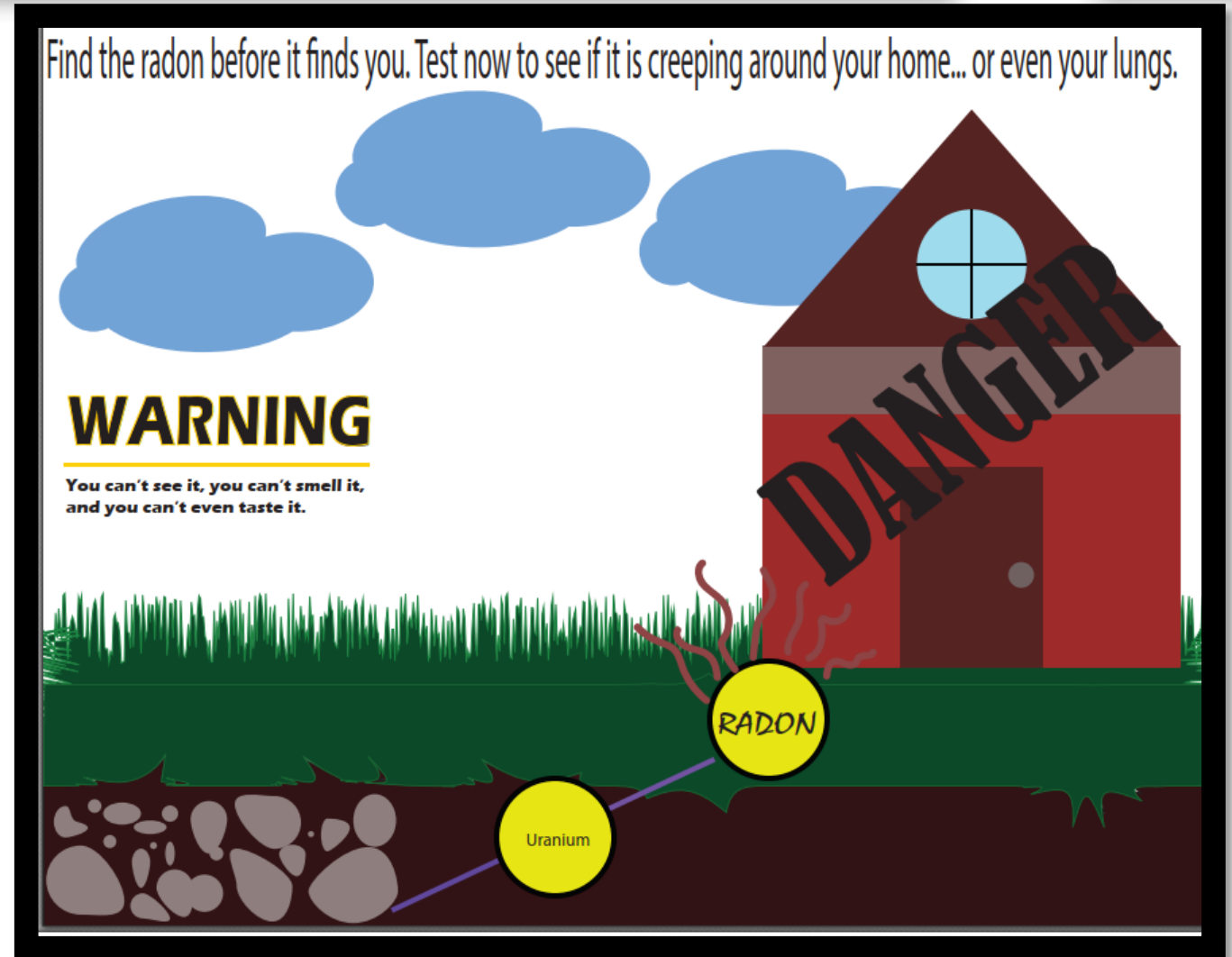
Radonidaho.org



- Outreach increased poster contest entries:
 - 26 in 2024
 - 49 in 2025 (88% increase)
- Libraries in the RLLP have interest in promoting Radon Awareness Month and the poster contest 2026
- Libraries are willing to support "educational hour" for outreach and community engagement with IDHW presenting



Brooklyn Miller
2024 winner - ID





Mary Haley

2025 winner – ID


Regional winner – ID, WA, & OR



- What is done with the information from the survey?
 - Information is used in SIRG reporting
 - Information is used to inform the program on future planning
 - Guide in program improvement including outreach and community engagement
- Ideas for improving number of tests returned?



- Radon is an invisible risk that can be managed through awareness and testing
- With expanded outreach and access to test kits, Idaho is making progress in protecting families
- Prevention starts with awareness, and today's work with strengthen future efforts





Thank you

Let's work together to create safer,
healthier homes for everyone.



Questions? Comments?

radon@dhw.idaho.gov 1-800-445-8647